
Gender Pay Gap Snapshot Report 2022

5th April 2023



Contents

Executive Summary	3
2022 results compared to previous years'	5
Introduction	5
Gender terminology	5
Legal responsibilities	5
Why do we have to report on our gender pay gap?	6
What is the difference between the gender pay gap and equal pay?	6
Where and how do we have to publish this information?	6
How often do we have to publish this information?	6
What do we have to report on?	6
What is included in the bonus calculations?	7
Gender pay gap results	7
Employee headcount	8
Difference between the hourly pay rates of male and female employees	9
Difference between the bonuses awarded to male and female employees	9
Proportion of male and female employees who were awarded a bonus	10
Proportions of male and female employees in pay quartiles	10
Plan of action	12
1. Developing our culture	12
2. Promoting equality within the healthcare profession	13
3. Overhauling the recruitment and selection process	13
4. Supporting career development	14
5. Equal representation at all levels	14

Executive Summary

Since the first gender pay gap report that Nottingham CityCare Partnership (CityCare) published in 2018, we have recognised the need to take action to reduce the gender pay gap within our organisation, but it will take time and commitment to effect the necessary changes.

The gender pay gap continues to be one of the key actions within our Equality, Diversity and Inclusion (EDI) Strategy (2022-2025) and we aim to recruit more men into the nursing/healthcare in CityCare.

This report provides a context and understanding regarding the results of the gender pay gap at CityCare and the actions that we continue to take to create an organisation that is equitable, diverse and inclusive of every individual, regardless of gender (or any other protected characteristic).

The **mean** pay gap (the average - a total of all the numbers i.e. hourly pay for men and women (including enhancements but excluding overtime), divided by how many employees) has increased from 3% in 2021 to 4.47% in 2022.

The **median** pay gap (ie (the middle value when the data set (employee salaries) are ordered from highest to lowest) has decreased from 15% in 2021 to 0% in 2022 due to employing more women into senior roles.

As at 31 March 2022, the organisation had 1087 employees, the organisation is predominantly female making up 88.3% of the workforce.

2022 results compared to previous years

GENDER PAY GAP		2017	2018	2019	2020	2021	2022
Mean Pay Gap		3%	-2%	-2%	6%	3%	4%
Median Pay Gap		-39%	-35%	-35%	-11%	15%	0%
Mean Bonus Gap		0%	-100%	-100%	-100%	-100%	-100%
Median Bonus Gap		0%	-100%	-100%	-100%	-100%	-100%
Difference in proportion of women and men receiving bonuses		0%	-100%	-100%	-100%	-100%	-100%
Difference in proportion of women and men in each quartile	Lower	82%	73%	73%	72%	79%	81%
	Lower middle	42%	78%	78%	84%	81%	81%
	Upper middle	50%	81%	83%	77%	75%	81%
	Upper	34%	87%	86%	80%	73%	74%

This data above show CityCare's year on year results of the gender pay gap since the legislation came into force in 2017.

The results demonstrate that in 2022 the mean hourly pay for male staff was 4% higher than the mean hourly pay for female staff. Whereas the median hourly pay was the same for male staff and female staff.



When there is a large discrepancy between the mean and median results, the median result is considered to be much more representative of the 'norm' than the mean, as it is the value which splits the data exactly in two i.e. 50% above the median and 50% below.

In 2022, the Office of National Statistics (ONS) reported that the national median gender pay gap was 14.9% which, when we compare CityCare's median gender pay gap results, demonstrates that our organisation below the national average.



Introduction

The gender pay gap is an equality measure that shows the difference in average earnings between women and men.

The causes of the gender pay gap are various and complex. For example, stereotypically a higher proportion of women choose occupations that offer less financial reward such as administration. A consequence of this is that many high-paying industries/roles are disproportionately male workforces such as information technology or engineering.

As women are also traditionally the main carers for any dependants, a higher proportion of female employees work part time, resulting in lower salaries (as fewer hours are being worked), impacting the outcome of the gender pay gap.

In an attempt to identify and address the causes of the gender pay gap in the UK, the government introduced new regulations in 2017 requiring all employers, with 250 or more employees, to publish a report examining the organisations gender pay gap.

Gender terminology

When referring to the gender pay gap legislation, or the calculations required by the legislation, the gender terminology used within the legislation is female and male. The legislation does not account for people who identify as gender neutral, intersex or nonbinary.

At CityCare we recognise the limitations as a result of the gender terminology used within the gender pay gap legislation, but to ensure we meet our legal obligations, this report will utilise language consistent with the legislation i.e. female/male or men/women.


Legal responsibilities

Why do we have to report on our gender pay gap?

Since 06 April 2017, The Equalities Act 2010 (Gender Pay Gap Information) Regulations has required all employers with 250 or more employees to clearly demonstrate how large the pay gap is between their male and female employees.

Gender pay gap calculations are based on employer payroll data drawn from a specific date each year. This specific date is called the 'snapshot date'.

As a social enterprise, the 'snapshot date' for CityCare is 05 April each year and we are required by law to publish our gender pay gap results within 12 months of the snapshot date i.e. on or before 04 April.



The snapshot for this report was taken on 05 April 2022 and therefore includes annual payments and bonuses paid between 06 April 2021 and 05 April 2022.

At CityCare we also recognise that the results of the gender pay gap will enable us to gain a better understanding of the diversity of our workforce and allow us to focus our actions towards developing a more inclusive culture.

What is the difference between the gender pay gap and equal pay?

Equal pay examines the pay differences between men and women who carry out the same jobs, similar jobs or work of equal value in the same employment. It is unlawful to pay people unequally because of gender.

Whereas the gender pay gap shows the differences in the average pay between all men and women across the entire organisation, regardless of the level/grade at which they work. The gender pay gap represents the distribution of men and women in different roles at different pay grades.

In line with our legal obligations men and women are paid equally for work of equal value across CityCare. Salaries continue to be determined through the national Agenda for Change Job Evaluation Scheme. Job evaluation evaluates the job and not the post holder. It makes no reference to gender, or any other personal characteristics, of existing or potential job holders and focuses on the skills, experience and knowledge to perform the role.

Where and how do we have to publish this information?

We are publishing CityCare's gender pay gap results within this report, which will be uploaded to the company intranet, website and through the government website as required by legislation.

How often do we have to publish this information?

We are required to publish the results of our gender pay gap analysis on an annual basis, on or before 04 April each year.

What do we have to report on?

We are required to measure the difference between the average earnings of male and female staff by using six defined mathematical calculations.

For the purposes of the gender pay gap report, legislation determines that two types of averages are calculated.

- The **MEAN** average - a total of all the numbers i.e. hourly pay for men and women (including enhancements but excluding overtime), divided by how many numbers, i.e. employees



And

- The **MEDIAN** average - the middle value when the data set (employee salaries) are ordered from highest to lowest

The six calculations are:

1. The difference between the mean hourly rate of pay of male full-pay relevant employees and that of female full-pay relevant employees
2. The difference between the median hourly rate of pay of male full-pay relevant employees and that of female full-pay relevant employees
3. The difference between the mean bonus pay paid to male relevant employees and that paid to female relevant employees
4. The difference between the median bonus pay paid to male relevant employees and that paid to female relevant employees
5. The proportions of male and female relevant employees who were paid bonus pay
6. The proportions of male and female full-pay relevant employees in the lower, lower middle, upper middle and upper quartile pay bands

What is included in the bonus calculations?

A bonus is defined as any reward which is related to productivity, performance, or long service awards with a monetary value. At CityCare bonuses are awarded for length of service milestones and at retirement.

Gender pay gap results

It is important to note that gender pay gap calculations are expressed as a percentage in relation to the male salary. Therefore, all values recorded as a negative (-) indicate that the gender pay gap is in favour of the female workforce.

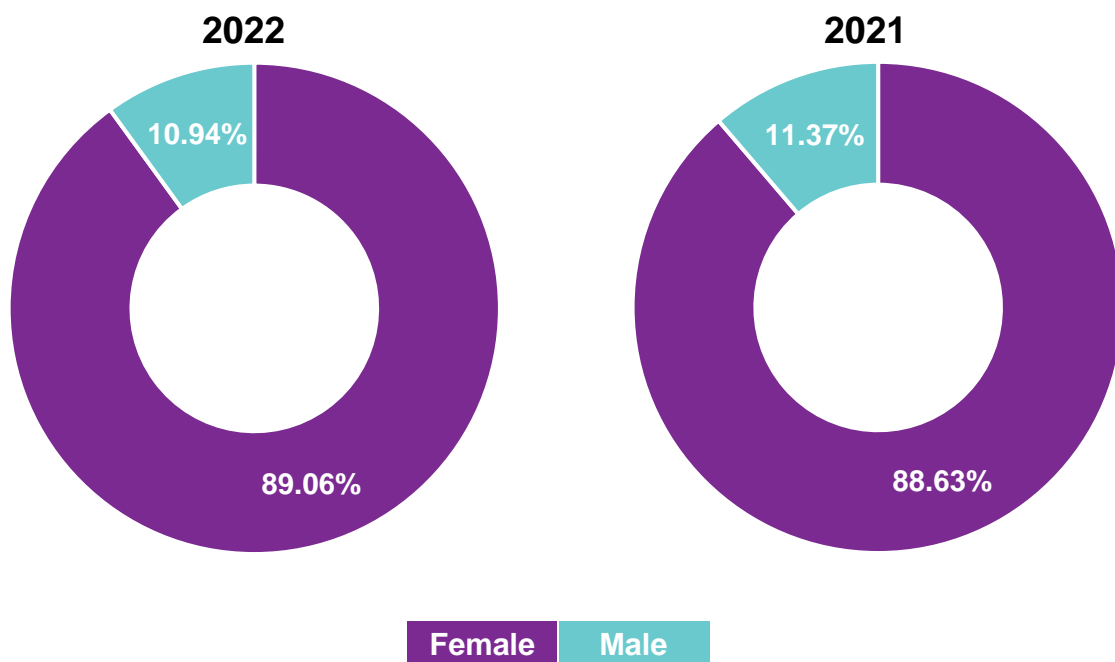
A result of 0% would indicate that there is no gender pay gap between the female and male workforce, therefore, the closer a result is to 0%, the smaller the gender pay gap which is what all organisations, including CityCare, are striving for.

Also, for the purposes of this report;

- Where appropriate, figures have been rounded to the nearest whole number
- The level of statistical significance has been set as +/- 5%

Employee headcount

	2020	2021	2022	Difference from last year
Female	997	990	993	3
Male	121	127	122	-5
Total	1118	1117	1115	-2



Although women account for c50% of the UK population, the proportion of women working within health and social care is considerably higher, with 77% of the NHS workforce being female. According to the Higher Education Statistics Agency, in 2016 the proportion of male nursing students in the UK, stood at 12%, a figure that has remained (relatively) unchanged for 10 years.

As a healthcare provider, CityCare experiences a similar high proportion of women within its workforce; however, the results show that CityCare employ a similar proportion of men when compared to the proportion of male nursing students in the UK.

Difference between the hourly pay rates of male and female employees

Calculations one and two

	Mean	Median
Total	4%	0%

The table above shows CityCare's overall mean and median gender pay gap based on hourly rates of pay as at the snapshot date, 05 April 2022. This data reveals that female employees are paid, on average, 4% (mean) and 0% (median) less per hour than male employees across the organisation.

The table below demonstrates the changes in mean and median totals over the last 3 years

	2020	2021	2022
Total Mean	6%	3%	4%
Total Median	-11%	15%	0%

Difference between the bonuses awarded to male and female employees

Calculations three and four

In 2018 there was a change to the remit of what should be deemed as 'bonuses' for the purpose of calculating the gender pay gap which clarified and confirmed that any Long Service Awards / Retirement Awards needed to be included in the bonus calculations.

	2017	2018	2019	2020	2021	2022
Long Service	0	15	7	13	9	17
Retirement	0	5	3	7	4	6
Total	0	20	10	20	13	23

The table above illustrates the number of bonuses that have been awarded, and the reasons for them, since the inception of the gender pay gap report in 2017.

	2017	2018	2019	2020	2021	2022
Mean	0%	-100%	-100%	-100%	-100%	-100%
Median	0%	-100%	-100%	-100%	-100%	-100%



As all of the recipients of a bonus/award in the last six years have been female, the table above demonstrates the average mean and median differences between male and female employees. These results suggest that, as an organisation, CityCare are retaining female employees, signifying that this may be an area of focus for the organisation going forward.

Proportion of male and female employees who were awarded a bonus

Calculation five

By comparing the number of people who received a bonus, with the number of employees within the whole organisation, the proportion of employees receiving an award can be calculated.

	2017	2018	2019	2020	2021	2022
Female	0%	2%	1%	2%	1%	2%
Male	0%	0%	0%	0%	0%	0%

The table above shows that, over the last six years (2017-2022 inclusive), less than 2% of employees have received a length of service or retirement award.

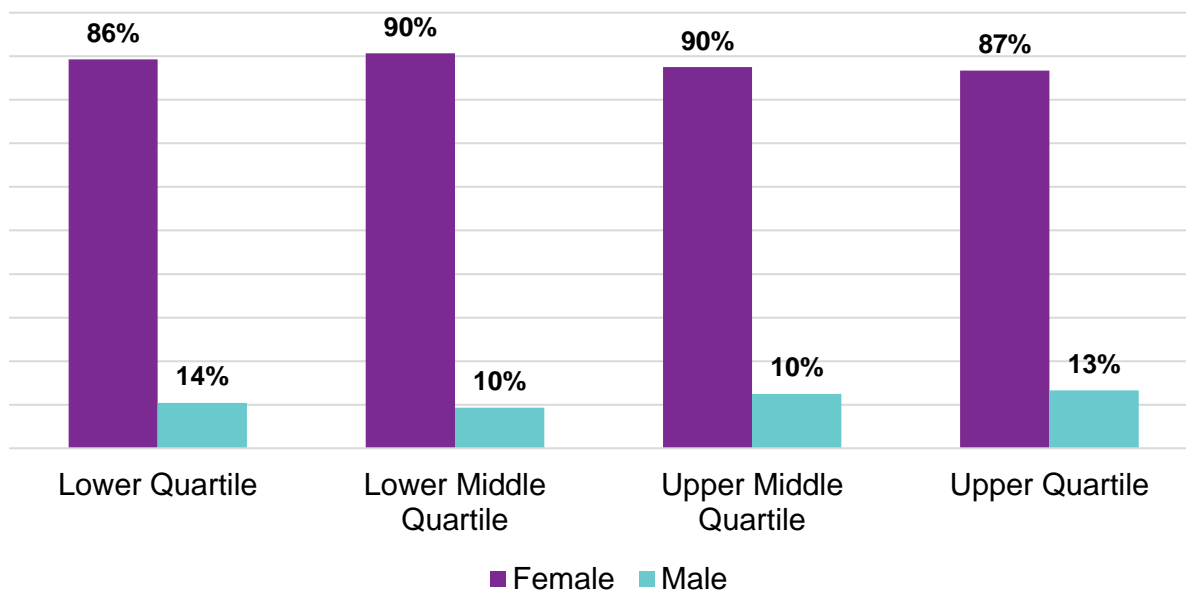
Proportions of male and female employees in pay quartiles

Calculation six

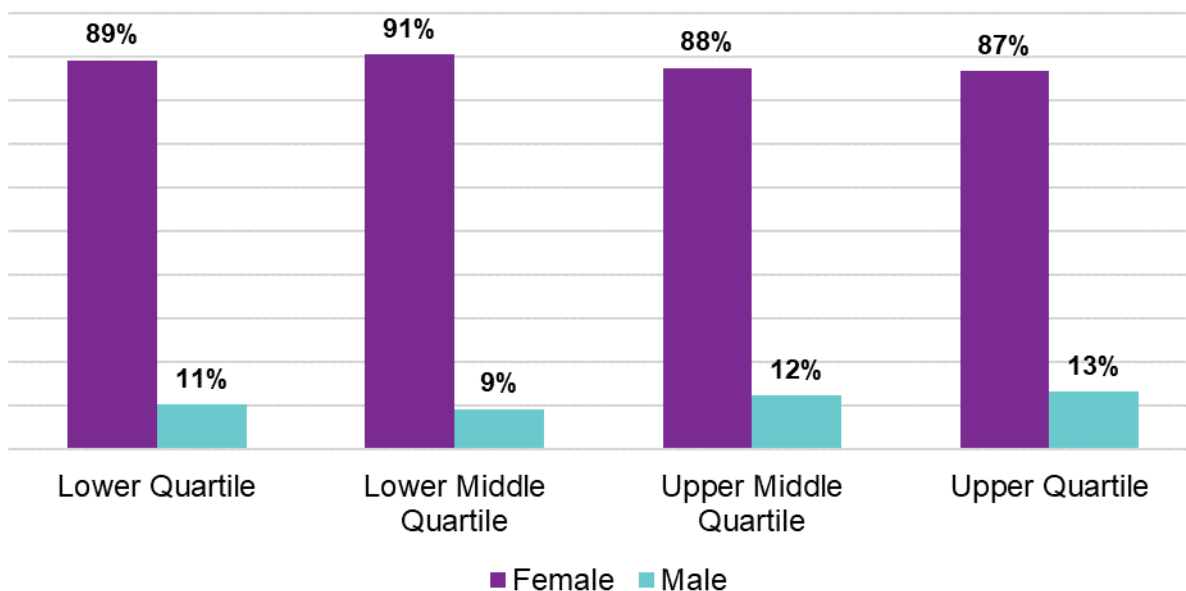
This calculation requires CityCare to sort our employees into a list of hourly rates of pay from highest to lowest. The list is then divided into four equal parts or 'quartiles'. Finally, the proportion of male and female employees in each quartile is calculated.



2022



2021



The diagrams above illustrate the proportion of female and male employees at CityCare, within each of the four quartiles, in 2022 (the current reporting year) and 2021 (the previous reporting year).

The analysis of gender pay gap results show that, although there continues to be more female employees across the organisation, the proportion of male employees has increased in two out of the four quartiles (i.e. the lower and lower middle quartiles).



Plan of action

The intelligence gained through this report will be used to benchmark our progress against peers, share best practice, and challenge ourselves to reduce our gender pay gap further.

CityCare's gender pay gap is a result of various factors, some are historical, cultural and societal, all of which will take time to address and change. Other approaches involve proactively reviewing and updating our strategic objectives which may affect recruitment and selection, pay and reward and professional development.

The Board is committed to supporting meaningful progress in the five key areas highlighted below with the aim of improving equality, diversity and inclusion for all across the organisation.

1. Developing our culture


CityCare cannot reduce its gender pay gap without developing a culture that is able to support a diverse workforce, one where men and women are treated equally and equitably.

We recognise that in order to do this and retain our valuable and skilled workforce, we need to consider the needs of each individual, which may include accounting for a person's caring or childcare responsibilities. CityCare is continuing to develop and adopt a culture of flexible and agile working to support and promote a better work/life balance for all.

Creating a more considerate and adaptable culture will not only facilitate change and innovation at CityCare, it is integral to the health and wellbeing of our workforce which in turn improves employee engagement and retention.

Examples of ways in which we are developing our culture include;

- Our staff will feel safe, healthy and valued by producing health, and wellbeing, inclusiveness and people management processes with fair, transparent management with cultural intelligence
- Our workforce will reflect our communities by attracting and retaining more talent from our local communities and support under-represented groups through development, talent management, mentoring and employment opportunities.
- We will have fair recruitment practices and positive action for under-represented groups
- We are creating a culturally skilled organisation, embedding equality, diversity and including into our leadership and development programmes and through our cultural competency educational initiatives

- 
- We will create a diverse, inclusive and culturally skilled organisation with a programme of change to resolve cultural issues including bullying and discrimination
 - We are committed to ensuring all staff are valued and empowered to enable them to thrive and prosper. This is supported by our Staff Networks including: Black, Asian and Minority Ethnic staff, Disabled staff, Lesbian, Gay, Bisexual and Transgender+ staff, experiencing the Menopause and Unpaid Carers

2. Promoting equality within the healthcare profession

As mentioned at the beginning of this report, across the UK men are under-represented among nursing students which, in turn, limits the number of men applying to work in nursing positions. CityCare plans to establish links with schools and further education establishments to promote healthcare as a career of choice for all, with the aim of attracting and encouraging more men into the nursing and healthcare professions. We hold local recruitment events and we have developed promotional materials, including videos of staff from under-represented groups to promote career opportunities

Similarly, CityCare aims to increase the number of apprenticeship opportunities available in our organisation and we are developing a volunteering programme increasing the number of opportunities for men to experience and join the healthcare industry


3. Overhauling the recruitment and selection process

While CityCare has a robust recruitment process in place, we strive for improvement. Although the current process has equality, diversity and inclusion embedded into its core, we constantly review our practices to ensure the process is consistent and fair.

CityCare operate an anonymised application process to help ensure fairness and at least one member of the recruitment panel is required to have received formal interview training, either internally or externally.

Examples of ways in which we are updating our recruitment and selection process include;

- Working with our staff networks to review and refresh our recruitment practices
- Refreshed training for hiring managers with a focus on equality, diversity and inclusion during recruitment
- Guidance for hiring managers to improve process consistency across the organisation
- Introducing 'comply or explain' in which managers will justify why a candidate from an under represented group has not been selected for a position

- 
- Producing a suite of EDI interview questions to ensure all candidates have the opportunity to demonstrate a respect for and understanding of EDI
 - Diversifying our interview panels further to ensure as many protected characteristics, including gender, are as represented as possible

4. Supporting career development

Our Learning & Development Team continue to complete an annual Training Needs Analysis which focuses on career development opportunities for all which may be contributing to the gender pay gap. We promote training and development for all and actively promote participation in our Management Training programme.

Examples of ways in which we are supporting career development include;

- Embedding EDI into all training courses delivered at CityCare
- Developing a mutual mentoring programme for under-represented groups within the organisation
- Developing a talent management process
- EDI considerations will be included in the appraisal process to ensure people who progress within the organisation have a broad understanding of EDI issues

5. Equal representation at all levels

It is important that CityCare is representative of the community it serves so we recognise the importance of increasing our male workforce.

Examples of ways in which we are striving to have equal representation at all levels include;

- Developing a culture that educates, supports and promotes diversity
- Ensuring fair recruitment and promotion processes are in place
- We aim to increase the percentage of under-represented staff with protected characteristics including male staff by 4% by 2025
- We are developing and implementing leadership programmes including a mutual mentoring programme for under-represented groups
- We have reviewed our appraisal and talent management processes
- Increasing diversity within materials to promote career opportunities and within the recruitment process
- Introducing volunteering opportunities and increasing our apprenticeship and work experience offer

Written Statement:



I confirm that Nottingham CityCare Partnership is committed to the principle of gender pay equality and has prepared its gender pay gap results in line with mandatory requirements

Signed:

Position: Chief Executive Officer

Dated: 17 March 2023